

HANDLEY VALVES



Socket Fusion Curb Valves

Combination End Curb Valves

Universal / Fusion Curb Valve

The "Feel and See" Compression Curb Valve

Stab Curb Valve

This page is intentionally blank to accommodate dual sided printing.



SOCKET FUSION CURB VALVES

- Our unique mechanical squeezing enables all seals to fully compress insuring superior quality.
- All valve parts are made of DuPont 80G33 Supertough Glass reinforced Nylon, except the turning head which does not have glass reinforcement. Expansion and contraction rates of the various parts, due to temperature change, will be similar. The Supertough additive provides high-impact even at cold temperatures.
- All seals are made of Buna N, the best for natural gas, and coated with grease for maximum lubrication and protection.
- This valve may also be used as a sewer valve. But, only in a pressure sewer installation.
- This valve may also be used as a water valve. But, only in an installation that is using black 3408 pipe non-drinking, non-potable water lines.
- The ball valve features a .965 port opening.
- A 90° shutoff is standard. However, a 360° is also available.
- No cathodic protection is required for this valve.
- Available with 2406 or 3408 P.E. ends. Please specify when ordering.
- Eliminates the cost of purchasing socket couplings.
- Reduces labor costs by eliminating fusion time.
- Comparable pricing to standard fusion valves.
- Can be used as a reducer valve.
- No socket fusion valve is easier to install.
- Meets or exceeds ANSI B16.40 standards.
- Every valve manufactured at Handley Industries is tested to ANSI B16.40 paragraphs 3.2.1 (shell test), 3.2.2 (seat test), and 3.3.1 (operating test) prior to shipment. For other test documentation, call the factory for a test data packet.



HOW TO ORDER SOCKET CURB VALVES

Choose from the following categories to build the socket valve best suited to your personal needs. Many options are available so please look this over closely, we don't want you to miss a thing!

ONE = CONNECTION TYPE D = Dual Socket M = 1 Piece Single Socket S = 2 Piece Single Socket	TWO = PIPE SIZE 1 = 1/2" 3 = 1" 2 = 3/4" 4 = 1 1/4"	THREE = PIPE SPECIFICATION C = CTS (Copper Tube Size) I = IPS (Iron Pipe Size)
---	--	---


When ordering a Dual Socket, repeat steps Two and Three before going on to Four.

FOUR = MATERIAL DESIGNATION B = Yellow 2406 C = Black 3408	FIVE = OTHER OPTIONS (Note the following code if the option is desired:) J = 360° Turning Head X = Valves assembled to a VC1
---	--

FOR OTHER OPTIONS OR VARIATIONS, PLEASE CONSULT THE FACTORY.



COMBINATION END CURB VALVES



- Mix any connection in the Handley valve product line, such as one side fusion and one side compression, or mix connection sizes such as one side 1" and one side 1/2".
- Our unique mechanical squeezing enables all valve seals to fully compress insuring superior sealing.
- All valve parts are made of DuPont 80G33 Supertough Glass reinforced Nylon™, except the turning head which does not have glass reinforcement. Expansion and contraction rates of the various parts, due to temperature change will be similar. The Supertough additive provides high-impact even at cold temperatures.
- All seals are made of Buna N (the best for natural gas) and coated with grease for maximum lubrication and protection.
- This valve may also be used as a sewer valve. But, only in a pressure sewer installation.
- This valve may also be used as a water valve. But, only in an installation that is using black 3408 pipe non-drinking, non-potable water lines.
- The ball valve features a .965 port opening.
- A 90° shutoff is standard. However, a 360° is also available.
- No cathodic protection is required for this valve.
- Can be used as a reducer valve.
- Every valve manufactured at Handley Industries is tested to ANSI B16.40 paragraphs 3.2.1 (shell test), 3.2.2 (seat test), and 3.3.1 (operating test) prior to shipment. For other test documentation, call the factory for a test data packet.
- Available in sizes 1/2" CTS thru 1 1/4" IPS.
- Meets or exceeds ANSI B16.40 standards.

HANDLEY INDUSTRIES, INC.


HOW TO ORDER COMBINATION END CURB VALVES

Choose from the following categories to build the combination end valve best suited to your personal needs. Many options are available so please look this over closely, we don't want you to miss a thing!

ONE = CONNECTION TYPE C = Compression U = Universal D = Dual Socket M = 1 Piece Single Socket S = 2 Piece Single Socket	TWO = PIPE SIZE 1 = ½" 2 = ¾" 3 = 1" 4 = 1¼"	THREE = PIPE SPECIFICATION C = CTS (Copper Tube Size) I = IPS (Iron Pipe Size)
FOUR = PIPE WALL THICKNESS (Applies to Codes C & U from GROUP ONE) 01 = .090 04 = .119 07 = .166 02 = .095 05 = .121 03 = .099/.103 06 = .151		FIVE = MATERIAL DESIGNATION (Does not apply to Compression ends.) B = Yellow 2406 C = Black 3408
SIX = REPEAT GROUPS 1-5 FOR THE SECOND SIDE OF YOUR COMBINATION VALVE		
SEVEN = OTHER OPTIONS (Note the following code if the option is desired:) J = 360° Turning Head X = Valves Assembled to a VC1		

FOR OTHER OPTIONS OR VARIATIONS, PLEASE CONSULT THE FACTORY.



UNIVERSAL / FUSION CURB VALVE

- Our unique mechanical squeezing enables all valve seals to fully compress insuring superior sealing.
- All valve parts are made of DuPont 80G33 Supertough Glass reinforced Nylon™, except the turning head which does not have glass reinforcement. Expansion and contraction rates of the various parts, due to temperature change will be similar. The Supertough additive provides high-impact even at cold temperatures.
- All seals are made of Buna N (the best for natural gas) and coated with grease for maximum lubrication and protection.
- This valve may also be used as a sewer valve. But, only in a pressure sewer installation.
- This valve may also be used as a water valve. But, only in an installation that is using black 3408 pipe non-drinking, non-potable water lines.
- The ball valve features a .965 port opening.
- A 90° shutoff is standard. However, a 360° is also available.
- No cathodic protection is required for this valve.
- Available with 2406 or 3408 P.E. ends. Please specify when ordering.
- Ideal for butt, socket, or electro-fusion installations. The valve can also be used with standard or reducer couplings.
- Every valve manufactured at Handley Industries is tested to ANSI B16.40 paragraphs 3.2.1 (shell test), 3.2.2 (seat test), and 3.3.1 (operating test) prior to shipment. For other test documentation, call the factory for a test data packet.
- Available in sizes 1/2" CTS thru 1 1/4" IPS.
- Meets or exceeds ANSI B16.40 standards.


HOW TO ORDER UNIVERSAL CURB VALVES

Choose from the following categories to build the fusion valve best suited to your personal needs. Many options are available so please look this over closely, we don't want you to miss a thing!

ONE = CONNECTION TYPE U = Universal S = 2 Piece Single Socket	TWO = PIPE SIZE 1 = ½" 3 = 1" 2 = ¾" 4 = 1¼"	THREE = PIPE SPECIFICATION C = CTS (Copper Tube Size) I = IPS (Iron Pipe Size)
FOUR = PIPE WALL THICKNESS Applies to Code U from GROUP ONE 01 = .090 05 = .121 02 = .095 06 = .151 03 = .099/.103 07 = .166 04 = .119	FIVE = MATERIAL DESIGNATION B = Yellow 2406 C = Black 3408	SIX = OTHER OPTIONS (Note the following code if the option is desired:) J = 360° Turning Head X = Valves Assembled to a VC1

FOR OTHER OPTIONS OR VARIATIONS, PLEASE CONSULT THE FACTORY.



THE "FEEL & SEE' COMPRESSION CURB VALVE

- Our unique mechanical squeezing enables all valve seals to fully compress insuring superior sealing.
- All valve parts are made of DuPont 80G33 Supertough Glass reinforced Nylon™, except the turning head which does not have glass reinforcement. Expansion and contraction rates of the various parts, due to temperature change will be similar. The Supertough additive provides high-impact even at cold temperatures.
- All seals are made of Buna N (the best for natural gas) and coated with grease for maximum lubrication and protection.
- This valve may also be used as a sewer valve. But, only in a pressure sewer installation.
- This valve may also be used as a water valve. But, only in an installation that is using black 3408 pipe non-drinking, non-potable water lines.
- The ball valve features a .965 port opening.
- A 90° shutoff is standard. However, a 360° is also available.
- No cathodic protection is required for this valve.
- The "Feel and See" external stop and tab feature helps eliminate over tightening and the stripping of compression nuts.
- The compression components feature "ACME" thread design. The best for a mechanical compression installation.
- Every valve manufactured at Handley Industries is tested to ANSI B16.40 paragraphs 3.2.1 (shell test), 3.2.2 (seat test) and 3.3.1 (operating test) prior to shipment. For other test documentation, call the factory for a test data packet.
- Available in sizes 1/2" CTS, thru 1 1/4" CTS.
- Meets or exceeds ANSI B16.40 standards.

HOW TO ORDER COMPRESSION CURB VALVES

Choose from the following categories to build the compression valve best suited to your personal needs. Many options are available so please look this over closely, we don't want you to miss a thing!

ONE = CONNECTION TYPE C = Compression	TWO = PIPE SIZE 1 = ½" 2 = ¾" 3 = 1" 4 = 1¼"	THREE = PIPE SPECIFICATION C = CTS (Copper Tube Size) I = IPS (Iron Pipe Size)
FOUR = PIPE WALL THICKNESS 01 = .090 05 = .121 02 = .095 06 = .151 03 = .099/.103 07 = .166 04 = .119		FIVE = OTHER OPTIONS (Note the following code if option is desired:) J = 360° Turning Head X = Valves assembled to a VC1

FOR OTHER OPTIONS OR VARIATIONS, PLEASE CONSULT THE FACTORY.



STAB CURB VALVE

- Our unique mechanical squeezing enables all valve seals to fully compress insuring superior sealing.
- All valve parts are made of DuPont 80G33 Supertough Glass reinforced Nylon™, except the turning head which does not have glass reinforcement. Expansion and contraction rates of the various parts, due to temperature change will be similar. The Supertough additive provides high-impact even at cold temperatures.
- All seals are made of Buna N (the best for natural gas) and coated with grease for maximum lubrication and protection.
- This valve may also be used as a sewer valve. But, only in a pressure sewer installation.
- This valve may also be used as a water valve. But, only in an installation that is using black 3408 pipe non-drinking, non-potable water lines.
- The ball valve features a .965 port opening.
- A 90° shutoff is standard. However, a 360° is also available.
- No cathodic protection is required for this valve.
- Available with 2406 or 3408 P.E. ends. Please specify when ordering.
- Ends have **Continental Stab Fittings** already installed so installation is quick and simple.
- Every valve manufactured at Handley Industries is tested to ANSI B16.40 paragraphs 3.2.1 (shell test), 3.2.2 (seat test), and 3.3.1 (operating test) prior to shipment. For other test documentation, call the factory for a test data packet.
- Available in sizes 1/2" CTS thru 1 1/4" IPS.
- Meets or exceeds ANSI B16.40 standards.



HANDLEY INDUSTRIES, INC.

HOW TO ORDER STAB CURB VALVES

Choose from the following categories to build the stab valve best suited to your personal needs. Many options are available so please look this over closely, we don't want you to miss a thing!

ONE = CONNECTION TYPE P = Stab	TWO = PIPE SIZE 1 = ½" 3 = 1" 2 = ¾" 4 = 1¼"	THREE = PIPE SPECIFICATION C = CTS (Copper Tube Size) I = IPS (Iron Pipe Size)
FOUR = PIPE WALL THICKNESS 01 = .090 04 = .119 02 = .095 05 = .121 03 = .099/.103 06 = .151	FIVE = MATERIAL DESIGNATION B = Yellow 2406 C = Black 3408	SIX = OTHER OPTIONS (Note the following code if the option is desired:) J = 360° Turning Head X = Valves Assembled to a VC1

FOR OTHER OPTIONS OR VARIATIONS, PLEASE CONSULT THE FACTORY.

